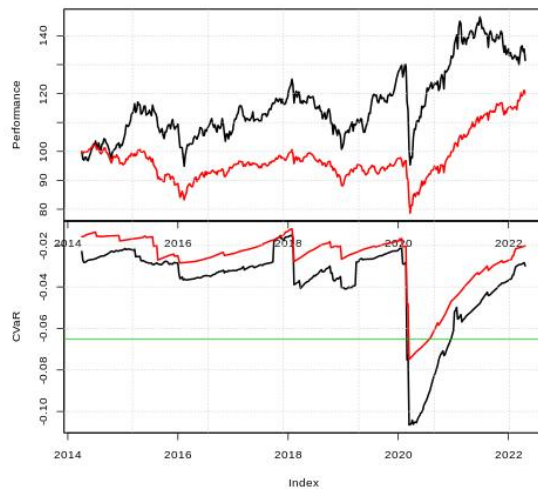


## Growth - EUR - 2022Apr22

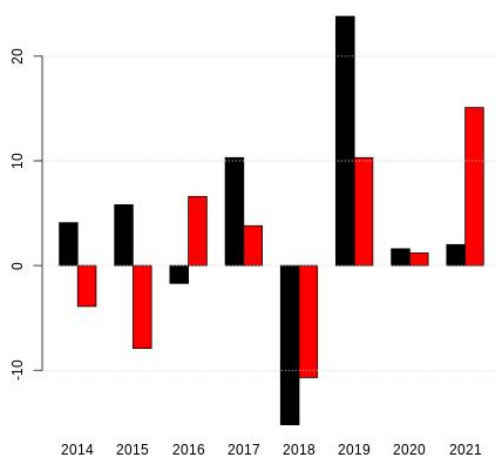
### INDEXED PERFORMANCE



–Growth-EUR –Benchmark

Value at Risk (VaR) is the loss that has 5% chance to be exceeded within one week. Conditional Value at Risk is the average loss above the VaR. It's the most up to date market risk measure.

### YEARLY PERFORMANCE

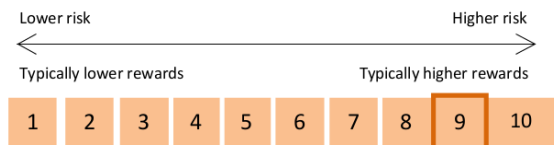


–Growth-EUR –Benchmark

### 5 LARGEST HOLDINGS

Asset Names	Weights
DWS Invest Latin America Equities	15.55%
JB Multicooperation Commodity Fund (USD) - CHF	15.28%
Parvest Equity USA Small Cap	12.25%
Carmignac Investissement A EUR Ydis	11.45%
LO Funds - Convertible Bond Asia (EUR) R A	10.83%

### RISK LEVEL



### INVESTMENT OBJECTIVE

Growth portfolios traditionally seek to achieve higher returns via a larger allocation to equity and alternative asset-classes.

The investment strategies that will be followed characterise this Portfolio as medium to high risk.

### PERFORMANCE vs BENCHMARK

Benchmark is an equally weighted asset-class Cash, Fixed Income, Stocks and Commodities.

	Growth-EUR	Benchmark
YTD	-3.10%	4.00%
3 Month	-0.34%	4.52%
1 Year	-7.52%	10.06%
3 Years	16.70%	23.12%
5 Years	16.64%	22.49%

	Growth-EUR	Benchmark
2021	2.00%	15.10%
2020	1.60%	1.20%
2019	23.80%	10.30%
2018	-15.20%	-10.70%
2017	10.30%	3.80%

### TECHNICAL INFORMATION

	Growth-EUR	Benchmark
Annualized Return	2.95%	1.97%
Annualized Std Dev	12.36%	8.14%
Annualized Sharpe (Rf=1%)	0.156	0.118
Worst Drawdown	24.03%	21.64%

### ASSET CLASSES BREAKDOWN

Stocks	59.55%
Fixed Income	20.22%
Commodities	15.28%
Cash	4.95%

## LEGAL INFORMATION

The present document is provided for information purposes only and should in no event be construed as an offer, a piece of advice or a recommendation to buy or sell a particular security or to engage in any transaction whatsoever. The information contained in the present document was produced by Swissquote Bank Ltd as per the date stated and may be subject to change without prior notification. Swissquote reserves its rights to apply a different portfolio to you once your ePortfolios account is opened. Furthermore, nothing in the present document constitutes a representation that any investment strategy or recommendation contained herein is suitable or appropriate to you or otherwise constitutes a personal recommendation.

Investments in securities are subject to certain risks. The price of securities may go down as well as up. Fluctuations in foreign exchange rates can also alter the value of securities. The future performance of a security cannot be guaranteed by past performance. Investment in certain types of securities might be subject to restrictions.

Neither Swissquote Bank Ltd, its directors, officers, employees, agents or shareholders, nor third party information providers, their directors, officers, employees, agents or shareholders accept liability for any transaction, result, gain, loss or damage, be they direct or indirect, arising from the use of the present document or from the risk inherent in financial markets.

The present document may not be reproduced in part or in full without the written consent of Swissquote Bank Ltd.

The sole place of jurisdiction for all disputes arising out of or in connection with the present document and/or its use is Gland, Switzerland and it shall be exclusively governed by and construed in accordance with Swiss Law.